

Hackberry Heckler
XXXV
July 2022
Hackberry Men's Shed,
Carleton Place, Ontario.

***** FIELD REPORTS *****

Dave J. has built some cages to protect buried turtle eggs before the racoons turn up for supper. Somewhere up on the Mississippi.



***** PROJECTS *****

Sopwith Camel – Dismantled on Tuesday and taken back to the shed where a bit of construction work was required to fit her in. On the way we stopped off at Wool Growers where the manager Eric gave us the go-ahead to weigh the bits.

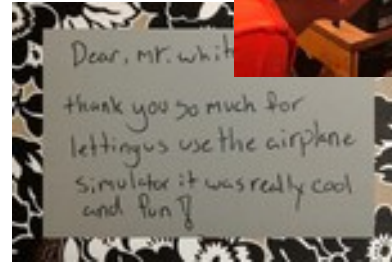
WEIGH	LB	ITEMS
1	53.0	WINGS, WHEELS, GUNS
2	35.5	FUSELAGE
3	63.0	ENGINE & BOX, PROP & BOX, STRUTS & BOX & SPARES
TOTAL	151.5	SHIPPING WEIGHT

The grand total, including boxes, is 151.5 lb. The Empty Weight for a Sopwith is 930 lb giving a half scale weight around 232.5 lb. This gives us quite a bit of headroom if and when we decide to wedge AI into the cockpit!

Sopwith Simulator – This unit was recently put back together after adding some sounds to the Pi-Zero computer which are controlled from the KAL display switches. Paul had a couple of grandchildren up so I asked him to bring them over and test out the simulator. He was working so Grandma did the

honours. I honestly think she had more fun than the kids. While the wee lad was still trying to take off I took missy over to my laptop where, using the magic of WiFi, we could trigger sounds on the game. The first one she tried was the boat horn, lets just say it's beefy and as grandma grew up near the Welland Canal she knew exactly what it was.

If you have visitors over the Summer who might like to try their luck



doing 113 mph with a ceiling of 19,000 ft, please give us a call. On the understanding that it doesn't get wet, you could even borrow the simulator for a weekend party. The footprint is 40 x 20" which is a 3/4 scale cockpit.

Chessboard – Dan sent in this photograph of a work-in-progress as he puts together the bits for a chessboard "the right way!"



****** MISCELLANEOUS ******

We found a small bird sat on the sidewalk apparently dazed. I picked it up and sat it in a tree, hopefully it will recover and fly off home in the morning.

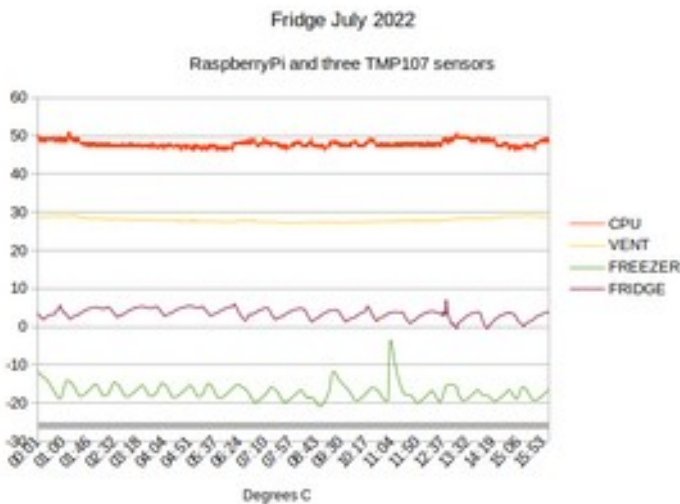


Ever had the fridge go on the blink? Ours was discovered on Friday around 5:30 pm when I'd bounded upstairs to get supper on! Fortunately we'd

an empty freezer downstairs so I transferred the frozen food there. When was the last time you cleaned your coils? Don't ask, it wasn't pretty. Ours are underneath so you have to tip the fridge over to get at them. I also pulled off the back, cleaned out the compressor etc ...

We're running but no indication of actual temperature other than a small battery display which shows hieroglyphics half the time.

This was a job for a 'raspberryPi'! of which I have a few. The temperature sensor I use is a TMP107 but I could only find one I'd wired up. Fortunately it had an RJ11 socket for an extension so I only had to wire one more. These chips are about 5mm square [] with 8 pins spaced 1.2mm apart. It was 11 pm before all of this came together so we'll just skip to the chart:



So here we have it, freezer at the bottom, and then the fridge. The time shows it running through Saturday with a defrost cycle around 11 am. . The Vent electronics were running on the kitchen table and show around 28C while the actual RaspberryPi chip was hanging in at 48C!



Another section of Highway 7 was walked last week


with the usual rich assortment of treasures. Does all of this fall off the back of a truck or was some of it actually attached before the disconnect? The little horse is already on it's way to our granddaughter.

***** FACILITIES *****

This is NOT funny, with my head bent down I could easily hit it, the following day I did! It's time this heap was stored properly or discarded. i.e. nothing sticking out and nothing on the floor.



Bench Drill Lamp discombobulated. This lamp fell off its magnetic stand onto Al's head so obviously in need of some TLC. No improvement was evident in the recipient of the blow! Strangely the switch was loose , there was no bulb and the base magnet was found on the floor . A good dab of glue fixed the latter, the switch and housing were tightened, a free Rebound bulb installed but still no GLOW. Checked the bulb but then saw a wire hanging free inside!! Removed the fitting and rewired . Finally tested OK so off to the shed.



Bill had nicely provided a new 4" square of steel for a decent magnetic base, mounted the lamp, plugged it in, switched it on, no GLOW!!! Swapped the bulb, no GLOW!!!! Swapped the plugs over, it comes on but the Drill doesn't RUN. Over to the circuit breakers, OFF/ON/OFF/ON and finally we have Drill, Joints and Lamps all willing to run.



***** OUTREACH *****



Breakfast at St James Anglican had a bottleneck at the bagel counter so the 'boys' gotten busy and built a Bagel Cutter. Tim put five coats of Tung oil on it. Thing is they now have orders for five more so the wheels are rolling.

***** MENS SHEDS Ontario *****

Great things are happening in *MEN'S SHEDS Ontario!* First, we've established an executive of sorts with myself as General Coordinator, our own Ray Kamm as Treasurer, our own Doug Johnson as

Records Coordinator (Secretary), Nick Fry (Naismith Shed) as Outreach Coordinator (starting new Sheds) and Kevin Ford (Ottawa Centre Shed) as Webmaster.

Secondly, we have set up an All Ontario, Men's Shed Roundup to take place on the 4th Wednesday of each month. This will be a zoom gathering to which every Shedder in the province is invited. The invite will be handled this way: I send out a zoom link to a representative in each established Shed and they forward it to all their members. In this virtual gathering Sheds can share ideas with other Sheds, get to know more about other Sheds, suggest ideas for MSO to act on, ask questions etc. As new Sheds get started it will be a source of help for them as they encounter the various challenges that we've all gone through in our beginnings.

And there are new Sheds beginning! Most notable in Sudbury and Barrie and we hope soon in Rexdale and Brockville. Other inquiries have come in from Cornwall, Sarnia, and Windsor. There are some 15 other communities that have asked questions in the past and with whom we can follow up now that we are organized. Nick has his work cut out for him!

Please join in on the Roundup to learn more first hand! JP.

***** WEB *****

Steamboat Arabia Museum, Kansas City, Missouri:

<https://www.youtube.com/watch?v=VeOlkQVKxRk>

Cops and robbers:

https://www.bbc.co.uk/news/extra/nm79bgw32f/tamara-ecclestone-burglary?utm_source=pocket-newtab

Filtering e-waste:

<https://www.youtube.com/watch?v=DCYHhynhCl8>

Boating the North West Passage:

<https://www.youtube.com/watch?v=WQ80U5VZ5zM>

Cruising Documentary - Queen's Birthday Storm

<https://www.youtube.com/watch?v=Aa7KxGtUIAA>

With thanks to those who've seen fit to send in photographs, articles etc.

♪ se non è vero, è ben trovato ♪

